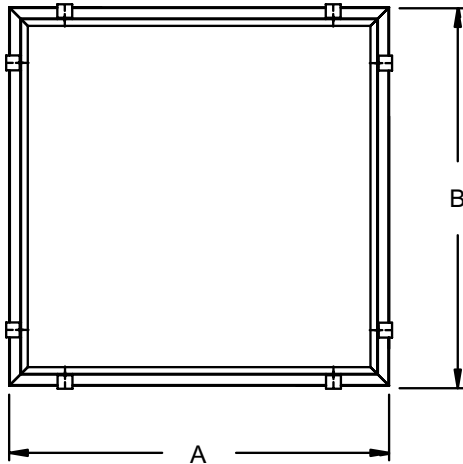
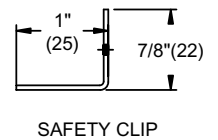
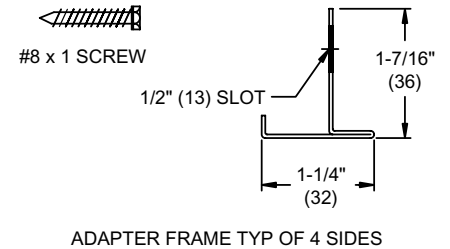
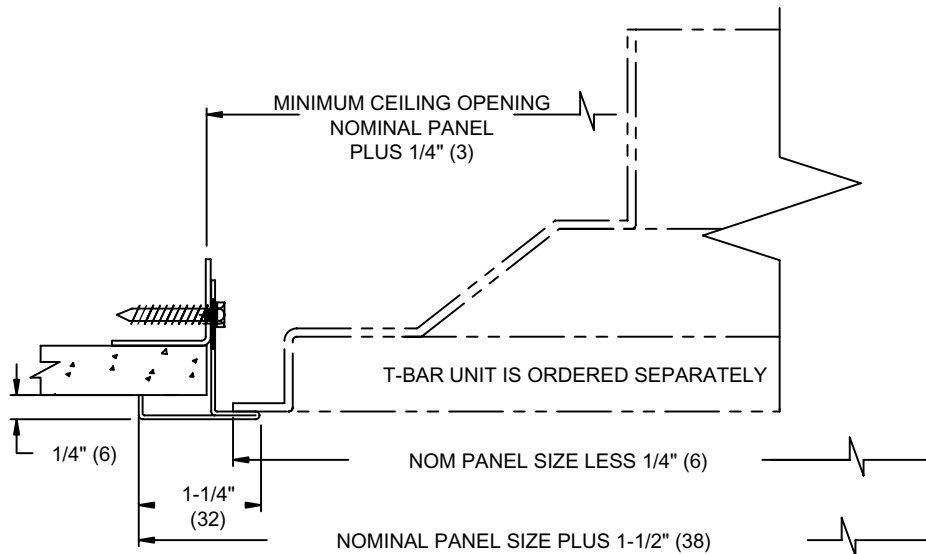


- Allows T-Bar Lay-in type diffusers to be installed in surface mount applications
- SMF can be mounted in plaster or sheet rock ceiling
- Hardware for mounting is included (screws & safety clips)
- Steel construction
- Standard finish is white (WH)



Module Size	Minimum Ceiling Opening	
	A	B
12 x 12	12-1/4	12-1/4
16 x 16	16-1/4	16-1/4
20 x 20	20-1/4	20-1/4
24 x 12	24-1/4	12-1/4
24 x 24	24-1/4	24-1/4
36 x 24	36-1/4	36-1/4
48 x 12	48-1/4	12-1/4
48 x 24	48-1/4	24-1/4



INSTALLATION & FRAME ASSEMBLY DETAILS

Dimensions are in inches. Product information subject to change without notice.

PROJECT:	SUBMITTED BY:	DATE: 4/02/01	SD - 1451.1
ARCHITECT:		SMF - STEEL Surface Mount Frame	
ENGINEER:			
CONTRACTOR:			
LOCATION:			